SERAPHIM®

*SHIFTING* • THE FUTURE



Eclipse Module

# 355W-370W

## BEHIND THE ECLIPSE

We challenged ourselves to push the boundaries of PV technology and pioneer new innovations in solar module design. The design of the Eclipse module takes into consideration every element that defines a perfect solar module. The culmination of our efforts is a module that is superior in performance, reliability, safety, and value.

SERAPHIM®

info@seraphim-energy.com www.seraphim-energy.com

# Eclipse SRP-E6B(-HV)

Eclipse SRP-E6B(-HV)

The Eclipse module takes advantage of Seraphim's innovative module technology, using traditional solar cells to increase efficiency and reliability while reducing BOS cost. The Eclipse module bridges the gap between functionality and design, providing an elegant solution to all your solar energy needs.

## 15% Greater Return on Projects




## Significantly Reduced Hot-Spot Effect

***Temperature after shading test (at 5hrs, in °C)***

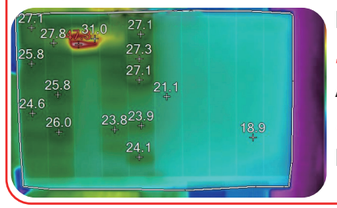


Maximum Temp
***47.3°C***
Average Temp
***23.9°C***
Minimum Temp
***15.6°C***

## 10% Reduction in BOS and Installation Cost




## Improved Reliability and Durability

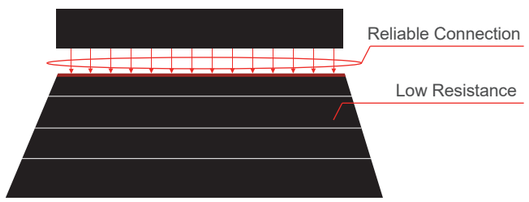


## More Benefits

- Better performance under shade
- Beautifully designed
- 5400Pa Mechanical Load

## Certifications

## Insurances

PICC

## Warranty

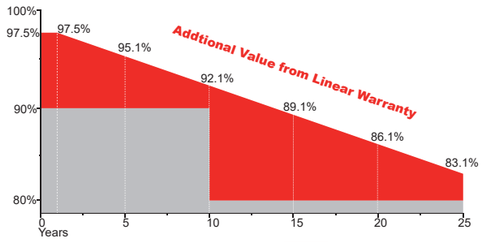


**10 YEARS** Guarantee on product material and workmanship

**25 YEARS** linear power output warranty

## Electrical Characteristics

| Module type | SRP-355-E6B-HV | | SRP-360-E6B-HV | | SRP-365-E6B-HV | | SRP-370-E6B-HV | |
|---|---|---|---|---|---|---|---|---|
| | STC | NOCT | STC | NOCT | STC | NOCT | STC | NOCT |
| Maximum Power (Pmp) | 355 | 264 | 360 | 268 | 365 | 272 | 370 | 276 |
| Open Circuit Voltage (Voc) | 46.2 | 43.0 | 46.4 | 43.2 | 46.6 | 43.4 | 46.8 | 43.6 |
| Short Circuit Current (Isc) | 9.85 | 7.95 | 9.93 | 8.03 | 10.02 | 8.11 | 10.10 | 8.18 |
| Maximum Power Voltage (Vmp) | 38.4 | 35.4 | 38.6 | 35.6 | 38.8 | 35.8 | 39.0 | 36.0 |
| Maximum Power Current (Imp) | 9.25 | 7.47 | 9.33 | 7.54 | 9.41 | 7.61 | 9.49 | 7.68 |
| Module Efficiency at STC(ηm) | 19.62 | | 19.89 | | 20.17 | | 20.45 | |
| Power Tolerance | (0,+4.99) | | | | | | | |
| Maximum System Voltage | 1500 VDC | | | | | | | |
| Maximum Series Fuse Rating | 20A | | | | | | | |

*STC: Irradiance 1000 W/m2 module temperature 25°C AM=1.5,Power measurement tolerance: +/-3%;*
*NOCT: Irradiance 800 W/m2 ambient temperature 20°C wind speed :1m/s Power measurement tolerance: +/-3%*

## Temperature Characteristics

| | |
|---|---|
| Pmax Temperature Coefficient | -0.36 %/°C |
| Voc Temperature Coefficient | -0.28 %/°C |
| Isc Temperature Coefficient | +0.05 %/°C |
| Operating Temperature | -40～+85 °C |
| Nominal Operating Cell Temperature (NOCT) | 45±2 °C |

## Mechanical Specifications

| | |
|---|---|
| External Dimensions | 1806 x 1002 x 35 mm |
| Weight | 19.5 kg |
| Solar Cells | PERC Mono crystalline |
| Front Glass | 3.2 mm AR coating tempered glass, low iron |
| Frame | Anodized aluminium alloy |
| Junction Box | IP68 |
| Output Cables | 4.0 mm²,cable length: 1000 mm |
| Connector | MC4 Compatible |
| Mechanical Load | 5400 Pa |

## Packing Configuration

| | 1806 x 1002 x 35 mm | | |
|---|---|---|---|
| Container | 20'GP | 40'GP | 40'HQ |
| Pieces per Pallet | 30 | 30 | 30+2* |
| Pallets per Container | 12 | 24 | 24 |
| Pieces per Container | 360 | 720 | 768 |

** 30+2 pieces per pallet is the special package which only suits for container transport.For details,please consult SERAPHIM.*

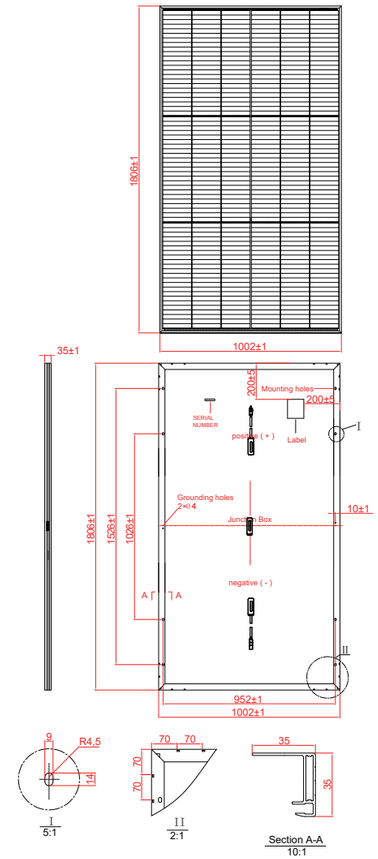


## I-V Curve

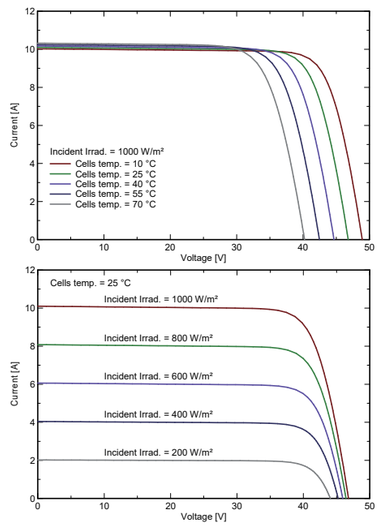


 © Copyright 2019 Seraphim