www.jinkosolar.com

Jinko Solar
Building Your Trust in Solar

# Tiger Mono-facial
## 450-470 Watt

Tiling Ribbon (TR) Technology

Positive power tolerance of 0~+3%

N-Type





## KEY FEATURES

**TR technology + Half Cell**
TR technology with Half cell aims to eliminate the cell gap to increase module efficiency (mono-facial up to 20.93%)

**Low Light Induced Degradation**
The N-type cell shows extremely low light induced degradation (LID) performance when comparing with the P-type cell.

**9BB instead of 5BB**
9BB technology decreases the distance between bus bars and finger grid line which is benefit to power increase.

**Higher lifetime Power Yield**
1% first year degradation,
0.4% linear degradation

**Best Warranty**
15 year product warranty,
30 year linear power warranty

**Better low-light performance**
Excellent performance in low-light environments
(e.g. early morning, dusk, and cloud, etc.)

PV CYCLE · TÜVRheinland CERTIFIED · CE

POSITIVE QUALITY™ Continuous Quality Assurance · CLEAN ENERGY COUNCIL MEMBER

- ISO9001:2015, ISO14001:2015, OHSAS18001 certified factory
- IEC61215, IEC61730 certified product

## LINEAR PERFORMANCE WARRANTY

**15 Year Product Warranty 30 Year Linear Power Warranty**
**0.4% Annual Degradation Over 30 years**

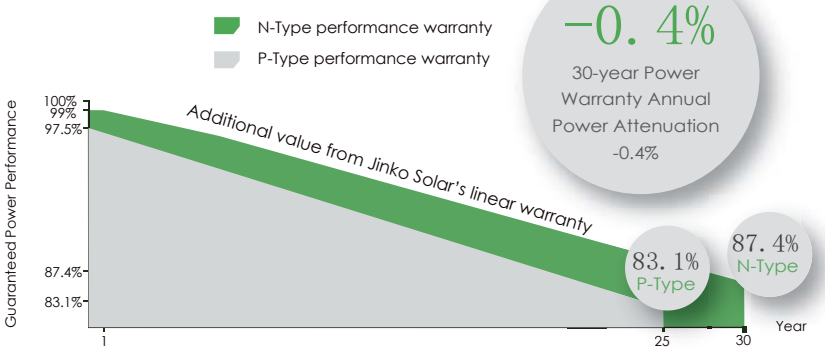

## Engineering Drawings

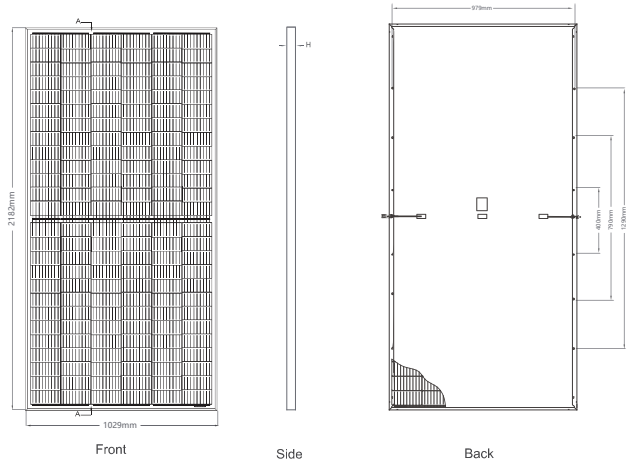


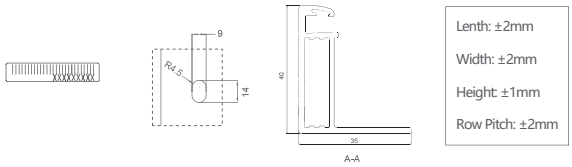


Lenth: ±2mm
Width: ±2mm
Height: ±1mm
Row Pitch: ±2mm

## Electrical Performance & Temperature Dependence

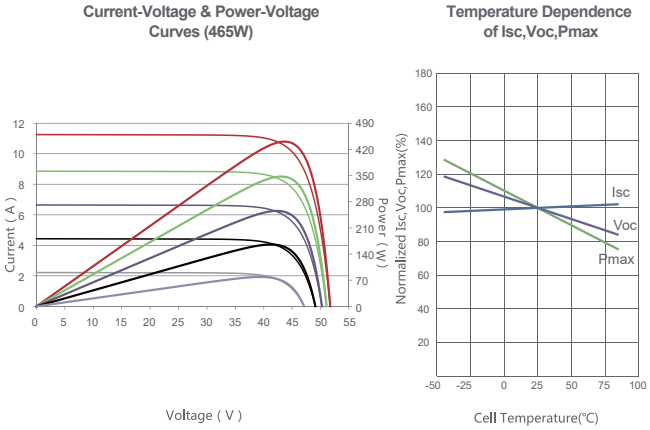


## Packaging Configuration

( Two pallets = One stack )

27pcs/pallets, 54pcs/stack, 540pcs/ 40'HQ Container

## Mechanical Characteristics

| | |
|---|---|
| Cell Type | N type Mono-crystalline |
| No.of cells | 156 (2×78) |
| Dimensions | 2182×1029×40mm (85.91×40.51×1.57 inch) |
| Weight | 26.1 kg (57.54 lbs) |
| Front Glass | 3.2mm,Anti-Reflection Coating, High Transmission, Low Iron, Tempered Glass |
| Frame | Anodized Aluminium Alloy |
| Junction Box | IP67 Rated |
| Output Cables | TUV 1×4.0mm² (+): 290mm , (-): 145 mm or Customized Length |

## SPECIFICATIONS

| Module Type | JKM450N-7RL3 JKM450N-7RL3-V | | JKM455N-7RL3 JKM455N-7RL3-V | | JKM460N-7RL3 JKM460N-7RL3-V | | JKM465N-7RL3 JKM465N-7RL3-V | | JKM470N-7RL3 JKM470N-7RL3-V | |
|---|---|---|---|---|---|---|---|---|---|---|
| | STC | NOCT | STC | NOCT | STC | NOCT | STC | NOCT | STC | NOCT |
| Maximum Power (Pmax) | 450Wp | 336Wp | 455Wp | 339Wp | 460Wp | 343Wp | 465Wp | 347Wp | 470Wp | 350Wp |
| Maximum Power Voltage (Vmp) | 42.90V | 39.29V | 43.01V | 39.40V | 43.12V | 39.51V | 43.22V | 39.67V | 43.32V | 39.78V |
| Maximum Power Current (Imp) | 10.49A | 8.54A | 10.58A | 8.61A | 10.67A | 8.68A | 10.76A | 8.74A | 10.85A | 8.81A |
| Open-circuit Voltage (Voc) | 51.50V | 48.61V | 51.60V | 48.70V | 51.70V | 48.80V | 51.90V | 48.99V | 52.10V | 49.18V |
| Short-circuit Current (Isc) | 11.32A | 9.14A | 11.41A | 9.22A | 11.50A | 9.29A | 11.59A | 9.36A | 11.68A | 9.43A |
| Module Efficiency STC (%) | 20.04% | | 20.26% | | 20.49% | | 20.71% | | 20.93% | |
| Operating Temperature(℃) | -40℃~+85℃ | | | | | | | | | |
| Maximum system voltage | 1000/1500VDC (IEC) | | | | | | | | | |
| Maximum series fuse rating | 20A | | | | | | | | | |
| Power tolerance | 0~+3% | | | | | | | | | |
| Temperature coefficients of Pmax | -0.34%/℃ | | | | | | | | | |
| Temperature coefficients of Voc | -0.28%/℃ | | | | | | | | | |
| Temperature coefficients of Isc | 0.048%/℃ | | | | | | | | | |
| Nominal operating cell temperature (NOCT) | 45±2℃ | | | | | | | | | |

*STC: Irradiance 1000W/m² Cell Temperature 25°C AM=1.5

NOCT: Irradiance 800W/m² Ambient Temperature 20°C AM=1.5 Wind Speed 1m/s

* Power measurement tolerance: ± 3%

The company reserves the final right for explanation on any of the information presented hereby. TR JKM450-470N-7RL3-(V)-A1-EN