SERAPHIM®

SHIFTING • THE FUTURE

info@seraphim-energy.com / www.seraphim-energy.com

SERAPHIM®

BLADE™ BIFACIAL

Pursue More, Achieve More



310W-325W

Seraphim's new half-cell bifacial module combines high-efficiency bifacial technology with proven half-cell technology, using incidental light from both the front and rear side of each cell. Yields up to 30% more energy from back side power generation, depending on the albedo/reflectivity of each individual project site.

BLADE™ BIFACIAL | 310W-325W
SERAPHIM®

Maximum Power Output

Uses reflected and scattered light to increase energy generation by an additional 10-30%.

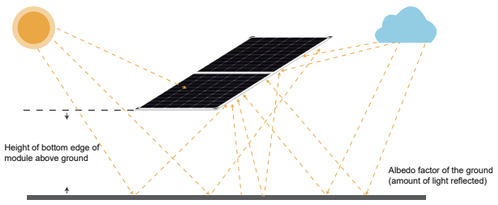

Upgraded Module Design

A lighter, 2.0mm tempered AR-coated glass was selected to maintain the same snow and wind load as standard modules, while reducing transportation costs and installation difficulty.

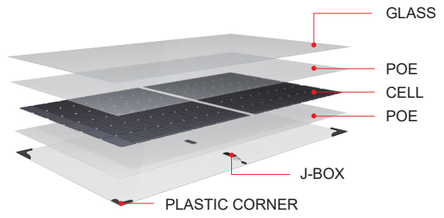

More Benefits

- Higher Durability and Reliability
- Enhanced safety by excellent fire resistance
- Dual-glass structure minimizes micro-cracks, snail trails, and UV aging
- Lower internal current, lower mismatch loss
- Frameless design solving the problematic issue of PID
- Unique circuit design, better shading tolerance.

Perfect for Highly—reflective Project Sites

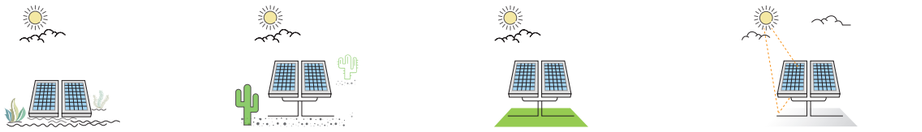

Certifications

TÜV 3,000 | PV CYCLE | CE

Insurances

PICC

Warranty

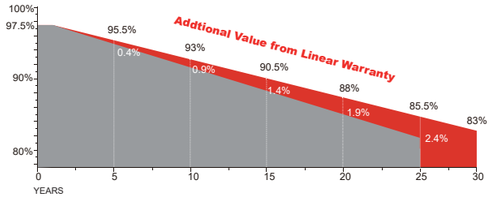

15 YEARS Guarantee on product material and workmanship

30 YEARS linear power output warranty

Technical drawing

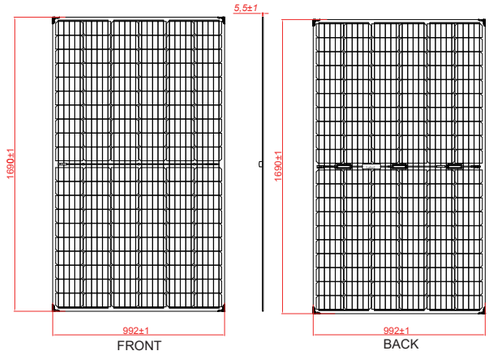

* All Dimensions in mm
* The above drawing is a graphical representation of the product. For engineering quality drawings please contact SERAPHIM.

Mechanical Specifications

External Dimension	1690 x 992 x 5.5mm
Weight	19.5kg
Solar Cells	PERC Mono crystalline 156.75 x 78.375 mm (120pcs)
Front / Back Glass	2.0mm AR coating semi-tempered glass, low iron
Frame	Frameless
Junction Box	IP68, 3 diodes
Output Cables	4.0 mm^2, Portrait:255mm(+)/355mm(-);Landscape:1200mm
Connector	MC4 Compatible

Packing Configuration

Container	40'HQ
Pieces per Pallet	36
Pallets per Container	26
Pieces per Container	936

Electrical Characteristics

Module Type	SRP-310-BMB-BG		SRP-315-BMB-BG		SRP-320-BMB-BG		SRP-325-BMB-BG	
STC	Front	Back	Front	Back	Front	Back	Front	Back
Maximum Power -P_{mp} (W)	310	231	315	235	320	239	325	243
Open Circuit Voltage -V_{oc} (V)	40.2	39.9	40.5	40.2	40.7	40.4	40.9	40.6
Short Circuit Current -I_{sc} (A)	9.68	7.22	9.75	7.29	9.84	7.36	9.93	7.44
Maximum Power Voltage -V_{mp} (V)	33.8	33.9	34.1	34.2	34.3	34.4	34.5	34.6
Maximum Power Current -I_{mp} (A)	9.18	6.82	9.24	6.88	9.33	6.95	9.43	7.03
Module Efficiency STC-η_m (%)	18.49		18.79		19.09		19.39	
Power Tolerance （W）	（0，+4.99）							
Pmax Temperature Coefficient	-0.36 %/°C							
Voc Temperature Coefficient	-0.28 %/°C							
Isc Temperature Coefficient	+0.05 %/°C							

STC: Irradiance 1000 W/m^2 module temperature 25°C AM=1.5

Rear Side Power Gain(SRP-310-BMB-BG)

Power Gain	10%	15%	20%	25%	30%
Maximum Power -P_{mp} (W)	341	357	372	388	403
Open Circuit Voltage -V_{oc} (V)	40.2	40.2	40.2	40.2	40.2
Short Circuit Current -I_{sc} (A)	10.68	11.19	11.65	12.15	12.61
Maximum Power Voltage -V_{mp} (V)	33.8	33.8	33.8	33.8	33.8
Maximum Power Current -I_{mp} (A)	10.09	10.57	11.01	11.48	11.93

Application Conditions

Maximum System Voltage	1500VDC
Maximum Series Fuse Rating	20A
Operating Temperature	-40~+85 °C
Nominal Operating Cell Temperature	45±2 °C
Bifaciality	70%±5%
Mechanical Load	Front side 2400Pa/ Back side 2400Pa

I-V Curve

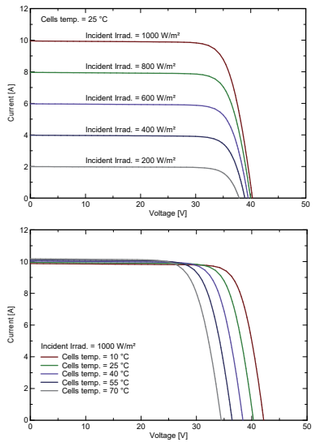

 © Copyright 2020 Seraphim