www.jinkosolar.com

Building Your Trust in Solar

Tiger Mono-facial All Black 360-380 Watt

Tiling Ribbon (TR) Technology

Positive power tolerance of 0~+3%

ISO9001:2015, ISO14001:2015, ISO45001:2018 certified factory

IEC61215, IEC61730 certified product

N-Type





KEY FEATURES

TR technology + Half Cell
TR technology with Half cell aims to eliminate the cell gap to increase module efficiency (mono-facial up to 19.91%).

Low Light Induced Degradation
The N-type cell shows extremely low light induced degradation (LID) performance when comparing with the P-type cell.

9BB instead of 5BB
9BB technology decreases the distance between bus bars and finger grid line which is benefit to power increase.

Higher lifetime Power Yield
1% first year degradation,
0.4% linear degradation

Best Warranty
25 year product warranty,
30 year linear power warranty

Better low-light performance
Excellent performance in low-light environments (e.g. early morning, dusk, and cloud, etc.)

Severe Weather Resilience
Certified to withstand: wind load (2400 Pascal) and snow load (5400 Pascal).

LINEAR PERFORMANCE WARRANTY

25 Year Product Warranty 30 Year Linear Power Warranty
0.4% Annual Degradation Over 30 years

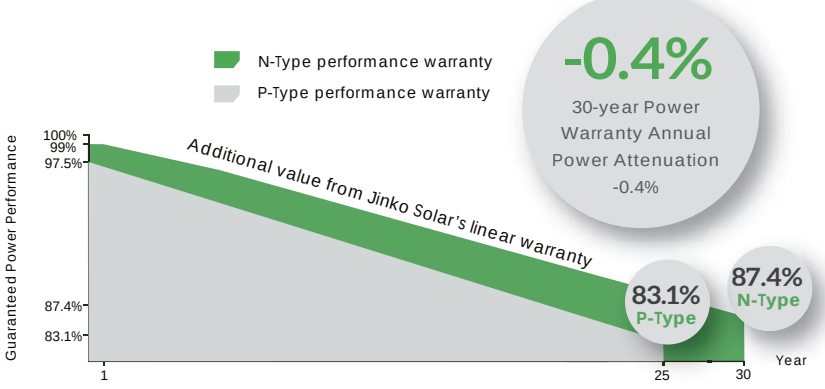

POSITIVE QUALITY™ Continuous Quality Assurance

CLEAN ENERGY COUNCIL MEMBER

Engineering Drawings

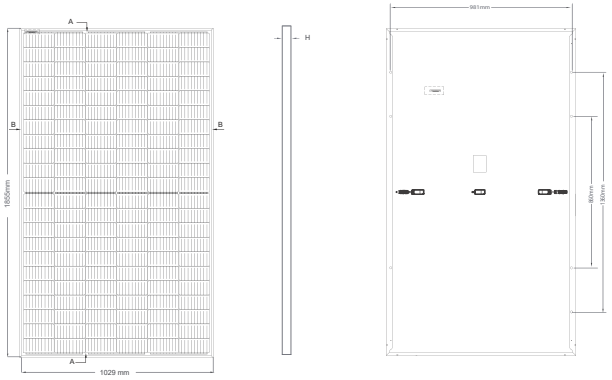

Front Side Back

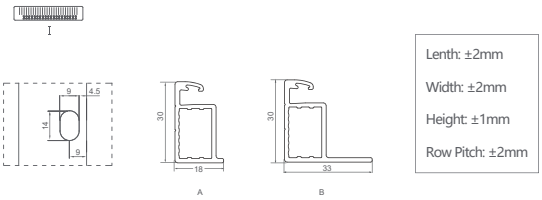

Lenth: ±2mm
Width: ±2mm
Height: ±1mm
Row Pitch: ±2mm

Packaging Configuration

(Two pallets = One stack)

35pcs/pallets, 70pcs/stack, 840pcs/ 40'HQ Container

Electrical Performance & Temperature Dependence

Current-Voltage & Power-Voltage Curves (385W)

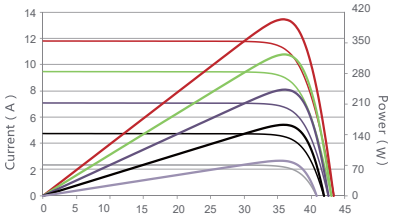

Temperature Dependence of Isc,Voc,Pmax

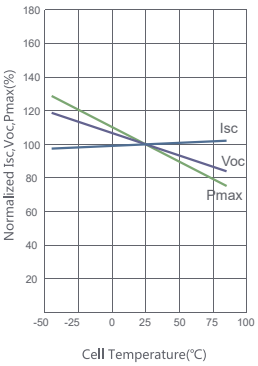

Mechanical Characteristics

Cell Type	N type Mono-crystalline
No.of cells	132 (2×66)
Dimensions	1855×1029×30mm (73.03×40.51×1.18 inch)
Weight	20.8 kg (45.86 lbs)
Front Glass	3.2mm,Anti-Reflection Coating, High Transmission, Low Iron, Tempered Glass
Frame	Anodized Aluminium Alloy
Junction Box	IP67 Rated
Output Cables	TUV 1×4.0mm² (+): 290mm , (-): 145 mm or Customized Length

SPECIFICATIONS

Module Type	JKM360N-6RL3-B		JKM365N-6RL3-B		JKM370N-6RL3-B		JKM375N-6RL3-B		JKM380N-6RL3-B	
	STC	NOCT	STC	NOCT	STC	NOCT	STC	NOCT	STC	NOCT
Maximum Power (Pmax)	360Wp	268Wp	365Wp	272Wp	370Wp	276Wp	375Wp	280Wp	380Wp	283Wp
Maximum Power Voltage (Vmp)	36.66V	33.72V	36.76V	33.81V	36.86V	33.93V	36.95V	34.04V	37.04V	34.14V
Maximum Power Current (Imp)	9.82A	7.96A	9.93A	8.05A	10.04A	8.13A	10.15A	8.22A	10.26A	8.30A
Open-circuit Voltage (Voc)	43.90V	41.44V	43.99V	41.52V	44.09V	41.61V	44.18V	41.70V	44.28V	41.79V
Short-circuit Current (Isc)	10.52A	8.50A	10.63A	8.59A	10.74A	8.67A	10.85A	8.76A	10.96A	8.85A
Module Efficiency STC (%)	18.86%		19.12%		19.38%		19.65%		19.91%	
Operating Temperature(℃)	-40℃~+85℃									
Maximum system voltage	1000/1500VDC (IEC)									
Maximum series fuse rating	20A									
Power tolerance	0~+3%									
Temperature coefficients of Pmax	-0.34%/℃									
Temperature coefficients of Voc	-0.28%/℃									
Temperature coefficients of Isc	0.048%/℃									
Nominal operating cell temperature (NOCT)	45±2℃									

*STC: Irradiance 1000W/m² Cell Temperature 25°C AM=1.5

NOCT: Irradiance 800W/m² Ambient Temperature 20°C AM=1.5 Wind Speed 1m/s

* Power measurement tolerance: ± 3%

The company reserves the final right for explanation on any of the information presented hereby. TR JKM360-380N-6RL3-B-A1.1-EN