SERAPHIM®

SHIFTING • THE FUTURE

info@seraphim-energy.com / www.seraphim-energy.com

SERAPHIM®

BLADE™ BIFACIAL

Pursue More, Achieve More

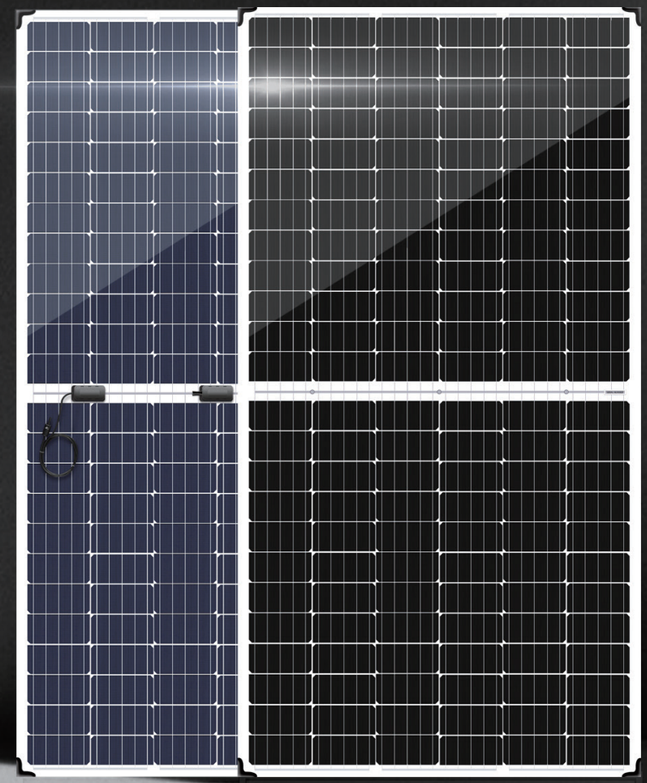

370W-385W

Seraphim's new half-cell bifacial module combines high-efficiency bifacial technology with proven half-cell technology, using incidental light from both the front and rear side of each cell. Yields up to 30% more energy from back side power generation, depending on the albedo/reflectivity of each individual project site.

BLADE™ BIFACIAL | 370W-385W
SERAPHIM®

Maximum Power Output

Uses reflected and scattered light to increase energy generation by an additional 10-30%.

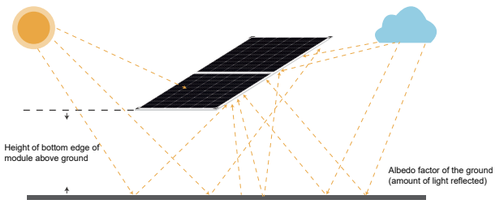

Upgraded Module Design

A lighter, 2.0mm tempered AR-coated glass was selected to maintain the same snow and wind load as standard modules, while reducing transportation costs and installation difficulty.

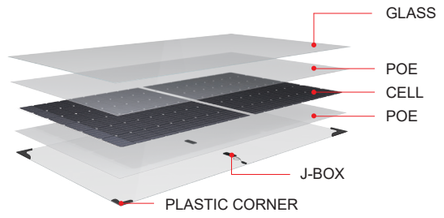

More Benefits

- Higher Durability and Reliability
- Enhanced safety by excellent fire resistance
- Dual-glass structure minimizes micro-cracks, snail trails, and UV aging
- Lower internal current, lower mismatch loss
- Frameless design solving the problematic issue of PID
- Unique circuit design, better shading tolerance.

Perfect for Highly—reflective Project Sites

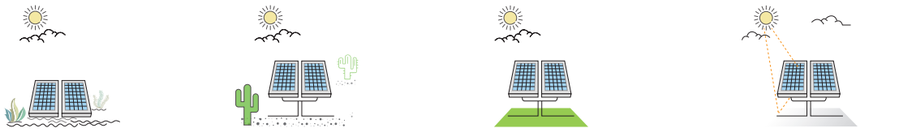

Certifications

TÜV SÜD · PV CYCLE · CE

Insurances

PICC

Warranty

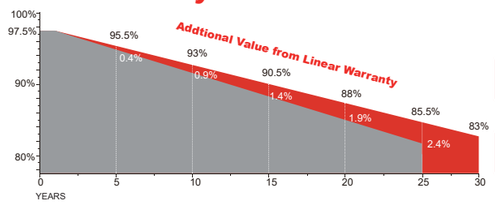

15 YEARS Guarantee on product material and workmanship

30 YEARS linear power output warranty

Technical drawing

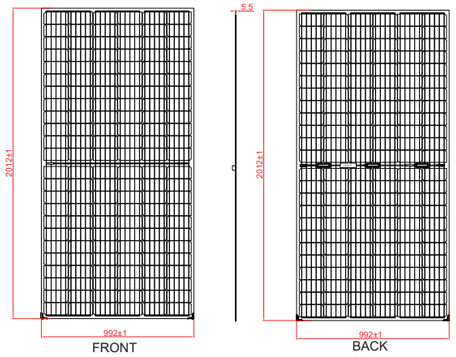

* All Dimensions in mm

* The above drawing is a graphical representation of the product. For engineering quality drawings please contact SERAPHIM.

Mechanical Specifications

External Dimension	2012 x 992 x 5.5mm
Weight	23.0kg
Solar Cells	PERC Mono crystalline 156.75 x 78.375 mm (144pcs)
Front / Back Glass	2.0mm AR coating semi-tempered glass, low iron
Frame	Frameless
Junction Box	IP68, 3 diodes
Output Cables	4.0 mm^2, Portrait:255mm(+)/355mm(-);Landscape:1200mm
Connector	MC4 Compatible

Packing Configuration

Container	40'HQ
Pieces per Pallet	34
Pallets per Container	22
Pieces per Container	748

Electrical Characteristics

Module Type	SRP-370-BMA-BG		SRP-375-BMA-BG		SRP-380-BMA-BG		SRP-385-BMA-BG	
STC	Front	Back	Front	Back	Front	Back	Front	Back
Maximum Power -P_{mp} (W)	370	276	375	280	380	284	385	288
Open Circuit Voltage -V_{oc} (V)	48.3	47.9	48.5	48.1	48.7	48.3	48.9	48.5
Short Circuit Current -I_{sc} (A)	9.64	7.17	9.73	7.25	9.81	7.31	9.88	7.38
Maximum Power Voltage -V_{mp} (V)	40.5	40.6	40.7	40.8	40.9	41.0	41.1	41.2
Maximum Power Current -I_{mp} (A)	9.14	6.80	9.22	6.87	9.30	6.93	9.37	7.00
Module Efficiency STC-η_m (%)	18.54		18.79		19.04		19.29	
Power Tolerance （W）	（0，+4.99）							
Pmax Temperature Coefficient	-0.36 %/°C							
Voc Temperature Coefficient	-0.28 %/°C							
Isc Temperature Coefficient	+0.05 %/°C							

STC: Irradiance 1000 W/m^2 module temperature 25°C AM=1.5

Rear Side Power Gain(SRP-370-BMA-BG)

Power Gain	10%	15%	20%	25%	30%
Maximum Power -P_{mp} (W)	407	426	444	463	481
Open Circuit Voltage -V_{oc} (V)	48.3	48.3	48.3	48.3	48.3
Short Circuit Current -I_{sc} (A)	10.60	11.10	11.57	12.07	12.51
Maximum Power Voltage -V_{mp} (V)	40.5	40.5	40.5	40.5	40.5
Maximum Power Current -I_{mp} (A)	10.05	10.52	10.97	11.44	11.88

Application Conditions

Maximum System Voltage	1500VDC
Maximum Series Fuse Rating	20A
Operating Temperature	-40~+85 °C
Nominal Operating Cell Temperature	45±2 °C
Bifaciality	70%±5%
Mechanical Load	Front side 2400Pa/ Back side 2400Pa

I-V Curve

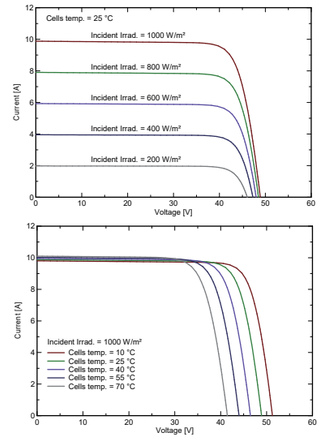

 © Copyright 2020 Seraphim