




DUAL - GLASS MODULE

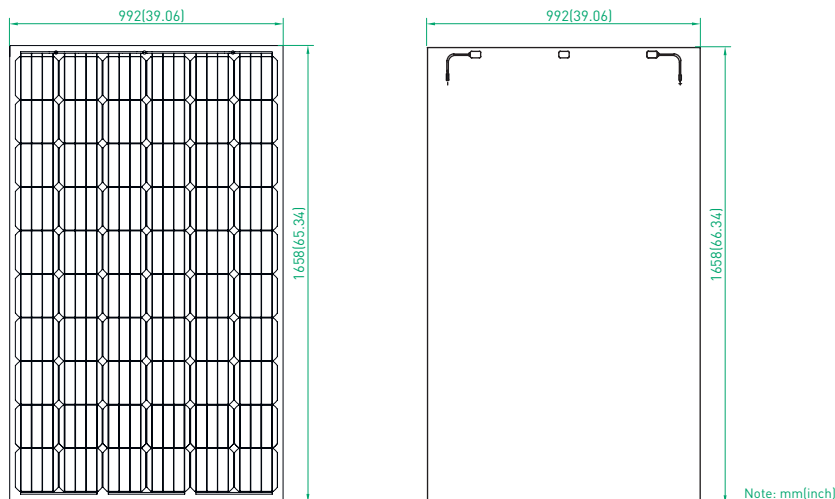


ULTRA HIGH EFFICIENCY DUAL- GLASS SOLAR MODULES

270-280W MONO



DIMENSIONS



MECHANICAL CHARACTERISTICS

Solar Cells	Monocrystalline 156mm x 156mm square, 6 × 10 pieces in series
Dimension	Length: 1658mm (65.3 inch)
	Width: 992mm (39.1 inch)
	Height: 25mm (1.0 inch)
Weight	23Kg [50.7 lbs]
Glass	2.5mm / 2.5mm heat-strengthened glass (front/back)
Cable	4mm ² (IEC) / 12AWG (UL), 1000mm
Junction Box	IP 68 rated

ABSOLUTE MAXIMUM RATING

Parameter	Values
Operating Temperature	From -40 to +85°C
Hail Diameter @ 80Km/h	Up to 25mm
Surface Maximum Load Capacity	Up to 5400Pa
Maximum Series Fuse Rating	15A
Maximum System Voltage	1000V /1500V DC (alternative)
IEC Application Class (IEC61730)	A
Fire Rating (IEC61730)	A

ELECTRICAL TYPICAL VALUES^[1]

Model	Rated Power (P _{mpp})	Rated Current (I _{mpp})	Rated Voltage (V _{mpp})	Short Circuit Current (I _{sc})	Open Circuit Voltage (V _{oc})	Module Efficiency (%)
PS270MG-20/U	270W	8.94A	30.2V	9.51A	39.2V	16.42
PS275MG-20/U	275W	8.98A	30.6V	9.53A	39.2V	16.72
PS280MG-20/U	280W	9.01A	31.1V	9.58A	39.3V	17.02

WEAK LIGHT PERFORMANCE

Intensity [W/m ²]	I _{mpp}	V _{mpp}
1000	1.0	1.000
800	0.8	0.996
600	0.6	0.990
400	0.4	0.983
200	0.2	0.952
100	0.1	0.921

TEMPERATURE CHARACTERISTICS

NOCT (Nominal Operation Cell Temperature)	45°C ± 2°C
Voltage Temperature Coefficient	-0.33%/k
Current Temperature Coefficient	+0.06%/k
Power Temperature Coefficient	-0.43%/k


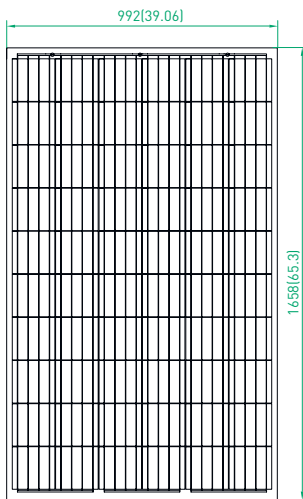
PACKING CONFIGURATION

Container	40' HQ	20' GP
Pieces per container	780	180


1. Measurement conditions under irradiance level of Standard Test Conditions(STC): 1000W/m², Air mass 1.5 Spectrum, cell temperature of 25°C.

PREMIUM DUAL- GLASS SOLAR MODULES **250-260W** POLY

DIMENSIONS



Note: mm[inch]



MECHANICAL CHARACTERISTICS

Solar Cells	Monocrystalline 156mm x 156mm square, 6 x 10 pieces in series
Dimension	Length: 1658mm (65.3 inch)
	Width: 992mm (39.1 inch)
	Height: 25mm (1.0 inch)
Weight	23Kg (50.7 lbs)
Glass	2.5mm / 2.5mm heat-strengthened glass (front/back)
Cable	4mm ² (IEC) / 12AWG (UL), 1000mm
Junction Box	IP 68 rated

ABSOLUTE MAXIMUM RATING

Parameter	Values
Operating Temperature	From -40 to +85°C
Hail Diameter @ 80Km/h	Up to 25mm
Surface Maximum Load Capacity	Up to 5400Pa
Maximum Series Fuse Rating	15A
Maximum System Voltage	1000V / 1500V DC (alternative)
IEC Application Class (IEC61730)	A
Fire Rating (IEC61730)	A

ELECTRICAL TYPICAL VALUES^[1]

Model	Rated Power (P _{mpp})	Rated Current (I _{mpp})	Rated Voltage (V _{mpp})	Short Circuit Current (I _{sc})	Open Circuit Voltage (V _{oc})	Module Efficiency (%)
PS250PG-20/U	250W	8.30A	30.2V	8.70A	37.8V	15.20
PS255PG-20/U	255W	8.42A	30.4V	8.80A	37.9V	15.50
PS260PG-20/U	260W	8.54A	30.6V	8.90A	38.0V	15.80

WEAK LIGHT PERFORMANCE

Intensity [W/m ²]	I _{mpp}	V _{mpp}
1000	1.0	1.000
800	0.8	0.996
600	0.6	0.990
400	0.4	0.983
200	0.2	0.952
100	0.1	0.921

TEMPERATURE CHARACTERISTICS

NOCT (Nominal Operation Cell Temperature)	45°C ± 2°C
Voltage Temperature Coefficient	-0.33%/k
Current Temperature Coefficient	+0.06%/k
Power Temperature Coefficient	-0.45%/k

PACKING CONFIGURATION

Container	40' HQ	20' GP
Pieces per container	780	180

1. Measurement conditions under irradiance level of Standard Test Conditions(STC): 1000W/m², Air mass 1.5 Spectrum, cell temperature of 25°C.