

Tiger Bifacial 450-470 Watt


Tiling Ribbon (TR) Technology

Positive power tolerance of 0~+3%

ISO9001:2015, ISO14001:2015, ISO45001:2018 certified factory

IEC61215, IEC61730 certified product

N-Type



KEY FEATURES



TR technology + Half Cell

TR technology with Half cell aims to eliminate the cell gap to increase module efficiency (mono-facial up to 20.65%)



Low Light Induced Degradation

The N-type cell shows extremely low light induced degradation (LID) performance when comparing with the P-type cell.



9BB instead of 5BB

9BB technology decreases the distance between bus bars and finger grid line which is benefit to power increase.



Higher lifetime Power Yield

1% first year degradation,
0.4% linear degradation



Best Warranty

15 year product warranty,
30 year linear power warranty



Better low-light performance

Excellent performance in low-light environments (e.g. early morning, dusk, and cloud, etc.)



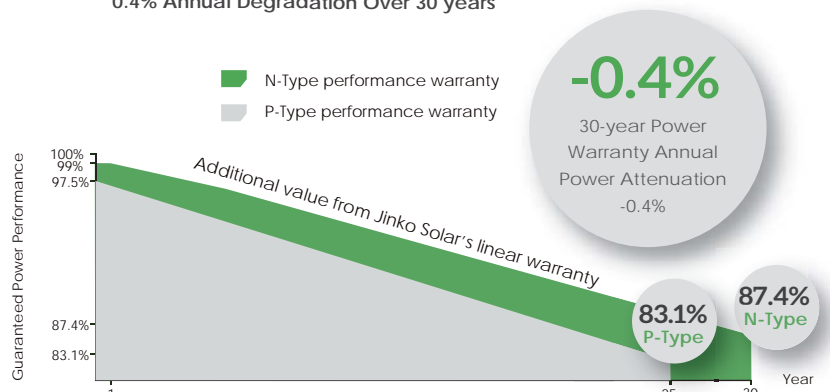
Severe Weather Resilience

Certified to withstand: wind load (2400 Pascal) and snow load (5400 Pascal).

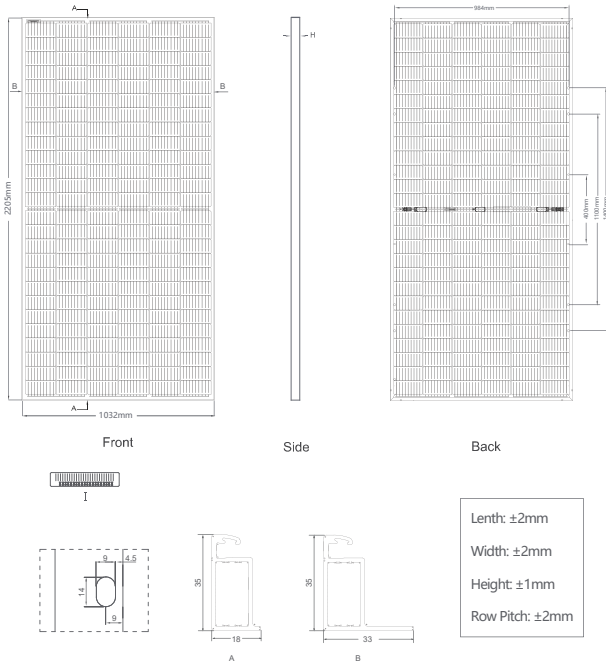


LINEAR PERFORMANCE WARRANTY

15 Year Product Warranty 30 Year Linear Power Warranty
0.4% Annual Degradation Over 30 years



Engineering Drawings

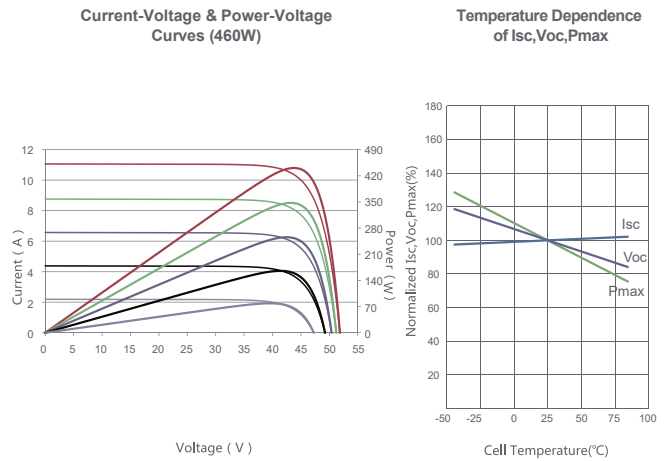


Packaging Configuration

(Two pallets = One stack)

31pcs/pallets, 62pcs/stack, 620pcs/ 40'HQ Container

Electrical Performance & Temperature Dependence



Mechanical Characteristics

Cell Type	N type Mono-crystalline
No. of cells	156 (2×78)
Dimensions	2205×1032×35mm (86.81×40.63×1.38 inch)
Weight	25.0 kg (55.12 lbs)
Front Glass	3.2mm, Anti-Reflection Coating, High Transmission, Low Iron, Tempered Glass
Frame	Anodized Aluminium Alloy
Junction Box	IP67 Rated
Output Cables	TUV 1×4.0mm ² (+): 250mm, (-): 150 mm or Customized Length

SPECIFICATIONS

Module Type	JKM450N-7RL3-TV		JKM455N-7RL3-TV		JKM460N-7RL3-TV		JKM465N-7RL3-TV		JKM470N-7RL3-TV	
	STC	NOCT	STC	NOCT	STC	NOCT	STC	NOCT	STC	NOCT
Maximum Power (Pmax)	450Wp	336Wp	455Wp	339Wp	460Wp	343Wp	465Wp	347Wp	470Wp	350Wp
Maximum Power Voltage (Vmp)	43.48V	40.04V	43.54V	40.15V	43.60V	40.26V	43.66V	40.36V	43.72V	40.47V
Maximum Power Current (Imp)	10.35A	8.38A	10.45A	8.45A	10.55A	8.52A	10.65A	8.59A	10.75A	8.66A
Open-circuit Voltage (Voc)	51.70V	48.80V	51.80V	48.89V	51.90V	48.99V	52.00V	49.08V	52.10V	49.18V
Short-circuit Current (Isc)	11.07A	8.94A	11.16A	9.01A	11.25A	9.09A	11.34A	9.16A	11.43A	9.23A
Module Efficiency STC (%)	19.78%		20.00%		20.21%		20.43%		20.65%	
Operating Temperature(°C)	-40°C~+85°C									
Maximum system voltage	1500VDC (IEC)									
Maximum series fuse rating	25A									
Power tolerance	0~+3%									
Temperature coefficients of Pmax	-0.34%/°C									
Temperature coefficients of Voc	-0.28%/°C									
Temperature coefficients of Isc	0.048%/°C									
Nominal operating cell temperature (NOCT)	45±2°C									
Refer. Bifacial Factor	85±5%									

BIFACIAL OUTPUT-REAR SIDE POWER GAIN

		JKM450N-7RL3-TV	JKM455N-7RL3-TV	JKM460N-7RL3-TV	JKM465N-7RL3-TV	JKM470N-7RL3-TV
5%	Maximum Power (Pmax)	473Wp	478Wp	483Wp	488Wp	494Wp
	Module Efficiency STC (%)	20.76%	20.99%	21.23%	21.46%	21.69%
15%	Maximum Power (Pmax)	518Wp	523Wp	529Wp	535Wp	541Wp
	Module Efficiency STC (%)	22.74%	22.99%	23.25%	23.50%	23.75%
30%	Maximum Power (Pmax)	585Wp	592Wp	598Wp	605Wp	611Wp
	Module Efficiency STC (%)	25.71%	25.99%	26.28%	26.56%	26.85%

* STC: Irradiance 1000W/m² Cell Temperature 25°C

AM=1.5

NOCT: Irradiance 800W/m² Ambient Temperature 20°C

AM=1.5

Wind Speed 1m/s

* Power measurement tolerance: ± 3%

The company reserves the final right for explanation on any of the information presented hereby. TR JKM450-470N-7RL3-TV-A1.1-EN