SERAPHIM®

SHIFTING · THE FUTURE



MINI Eclipse Module

95W-105W

BEHIND THE ECLIPSE

Seraphim insists on market and customer demand for product development, according to customer requirements and special application needs，Seeking to develop a more flexible "MINI eclipse module".

SERAPHIM®

info@seraphim-energy.com www.seraphim-energy.com

MINI Eclipse SRP-G0B4

MINI Eclipse SRP-G0B4

Mini eclipse module uses shingled-cell technology. By cutting cells , these smaller currents will help reduce “Cell To Module"loss,which means higher output . The innovative shingled-cell technology allows no ribbon soldering internally and smaller branch current, so that internal resistance is lower, and increase the efficiency of the modules. The unique parallel design reduces the hot-spot effect significantly, and the gorgeous aesthetic appearance will bring different visual enjoyment.

Effectively reduce the power loss due to shadow

Because of the shingled-cell technology and fully parallel module layout design, the Mini Eclipse module has many advantages,such as high efficiency, hot spots resistance and reduced mismatch losses.



MINI modules are small and flexible,making full use of the roof.

Residential roofs have limited area,which is also complex. Conventional PV modules can not make full use of the roof space.
Seraphim MINI eclipse modules are smaller and more flexible than conventional mdoules, so good choice for the complex or irregular roof. The residential projects can make full use of the limited installation area and increase the installed capacity.



System capacity 2.52KW (conventional module-Monocrystal 280W)
Annual enenrgy production 2880KWh

31.9% more power output



System capacity 3.375KW (Mini eclipse 150W+225W)
Annual enenrgy production 3800KWh

Improved Reliability and Durability

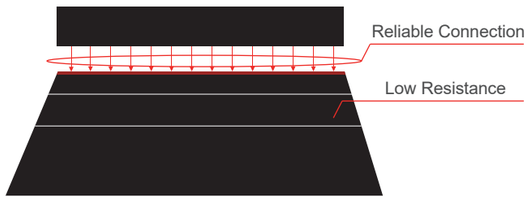

Insurances

Warranty

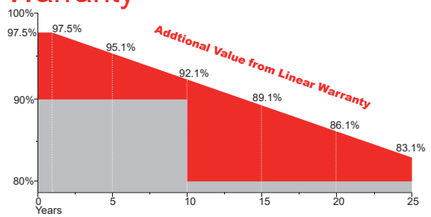

10 YEARS Guarantee on product material and workmanship

25 YEARS linear power output warranty

Electrical Characteristics

	SRP-95-G0B4		SRP-100-G0B4		SRP-105-G0B4	
	STC	NOCT	STC	NOCT	STC	NOCT
Maximum Power (Pmp)	95	71	100	75	105	79
Open Circuit Voltage (Voc)	22.3	20.7	22.5	20.9	22.7	21.1
Short Circuit Current (Isc)	5.47	4.42	5.70	4.61	5.92	4.78
Maximum Power Voltage (Vmp)	18.0	17.1	18.2	17.3	18.4	17.5
Maximum Power Current (Imp)	5.28	4.16	5.50	4.35	5.71	4.52
Module Efficiency at STC(ηm)	17.39		18.30		19.22	
Power Tolerance	(0,+4.99)					
Maximum System Voltage	1000 VDC					
Maximum Series Fuse Rating	15					

STC: Irradiance 1000 W/m2 module temperature 25°C AM=1.5;
NOCT: Irradiance 800 W/m2 ambient temperature 20°C wind speed :1m/s
Power measurement tolerance: +/-3%

Temperature Characteristics

Pmax Temperature Coefficient	-0.36 %/°C
Voc Temperature Coefficient	-0.28 %/°C
Isc Temperature Coefficient	+0.05 %/°C
Operating Temperature	-40～+85 °C
Nominal Operating Cell Temperature (NOCT)	45±2 °C

Mechanical Specifications

External Dimensions	1031 x 530 x 35 mm
Weight	7.0kg
Solar Cells	Mono crystalline
Front Glass	3.2 mm AR coating tempered glass, low iron
Frame	Anodized aluminium alloy
Junction Box	IP68
Output Cables	4.0 mm ,cable length: 1000 mm
Connector	MC4 Compatible
Mechanical Load	5400 Pa

Packing Configuration

	1031 x 530 x 35 mm	
Container	20’GP	40’GP
Pieces per Pallet	90	90
Pallets per Container	10	22
Pieces per Container	900	1980

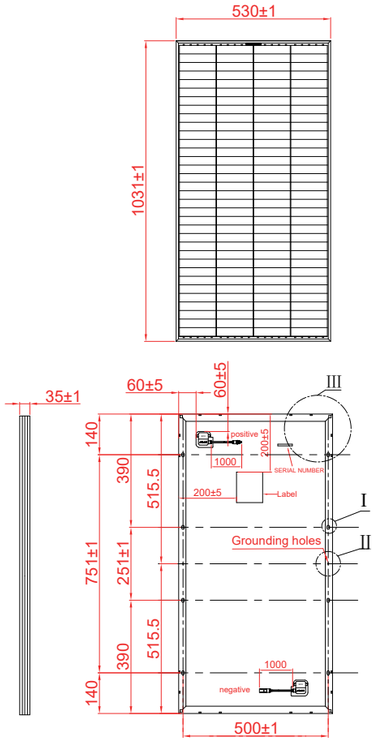

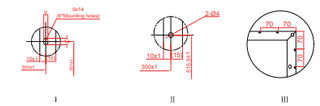

I-V Curve (SRP-100-G0B4)

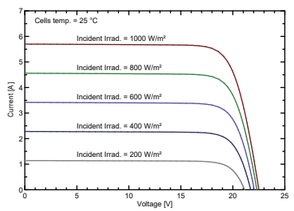

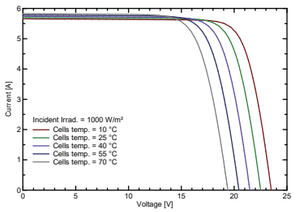

 © Copyright 2019 Seraphim