

*Transparent double-glass module can be provided upon request.

DOUBLE-GLASS MODULE

DYMOND
CS6K-260 | 265 | 270 | 275P-FG

Canadian Solar's Dymond CS6K-P-FG module is a 60 cell double-glass module with an extended power output warranty. By replacing the traditional polymer backsheet with heat-strengthened glass, the Dymond module has a lower annual power degradation than a traditional module and better protection against the elements, making it more reliable and durable during its lifetime.

KEY FEATURES



Up to IEC1500 V_{DC} system voltage, saving on BoS costs



Minimizes micro-cracks and prevents snail trails



21.5 % more energy generation



Suitable for harsh environments, such as coasts, deserts and lakes



Fire Class A and Type 3 / Type 13 certified according to IEC 61730-2 / MST 23 and UL 1703



5400 Pa snow load, 2400 Pa wind load



linear power output warranty



product warranty on materials and workmanship

MANAGEMENT SYSTEM CERTIFICATES*

ISO 9001:2008 / Quality management system
ISO 14001:2004 / Standards for environmental management system
OHSAS 18001:2007 / International standards for occupational health & safety

PRODUCT CERTIFICATES*

IEC 61215 / IEC 61730: VDE / CE / MCS / CEC AU / INMETRO
UL 1703 / IEC 61215 performance: CEC listed (US) / FSEC (US Florida)
UL 1703: CSA / IEC 61701 ED2: VDE / IEC60068-2-68:SGS
UNI 9177 Reaction to Fire: Class 1
Take-e-way



* As there are different certification requirements in different markets, please contact your local Canadian Solar sales representative for the specific certificates applicable to the products in the region in which the products are to be used.

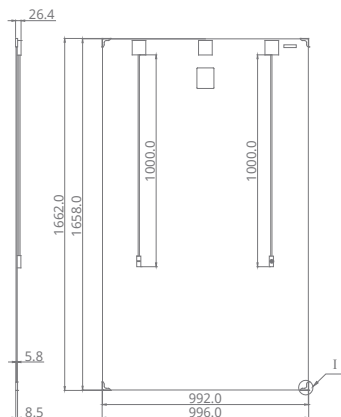
CANADIAN SOLAR INC. is committed to providing high quality solar products, solar system solutions and services to customers around the world. As a leading PV project developer and manufacturer of solar modules with over 16 GW deployed around the world since 2001, Canadian Solar Inc. (NASDAQ: CSIQ) is one of the most bankable solar companies worldwide.

CANADIAN SOLAR INC.

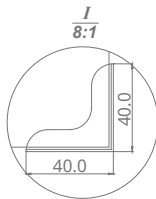
2430 Camino Ramon, Suite 240 San Ramon, CA, USA 94583-4385 | www.canadiansolar.com/na | sales.us@canadiansolar.com

ENGINEERING DRAWING (mm)

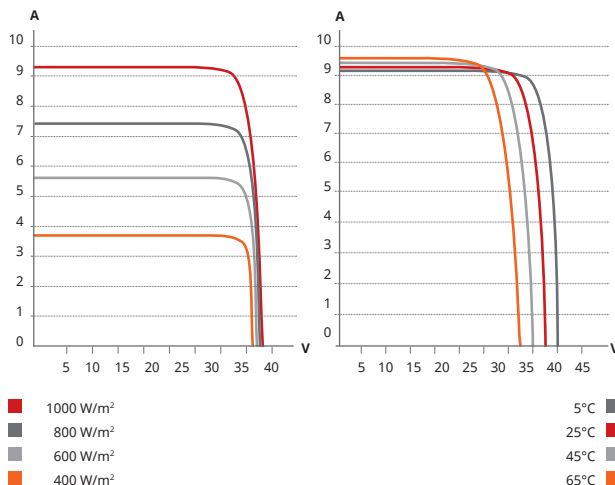
Rear View



Corner Protector Detail



CS6P-265P-FG / I-V CURVES



ELECTRICAL DATA | STC*

CS6K	260P-FG	265P-FG	270P-FG	275P-FG
Nominal Max. Power (Pmax)	260 W	265 W	270 W	275 W
Opt. Operating Voltage (Vmp)	30.4 V	30.6 V	30.8 V	31.0 V
Opt. Operating Current (Imp)	8.56 A	8.66 A	8.75 A	8.88 A
Open Circuit Voltage (Voc)	37.5 V	37.7 V	37.9 V	38.0 V
Short Circuit Current (Isc)	9.12 A	9.23 A	9.32 A	9.45 A
Module Efficiency	15.81%	16.11%	16.42%	16.72%
Operating Temperature	-40°C ~ +85°C			
Max. System Voltage	1500 V (IEC) or 1000 V (UL)			
Module Fire Performance	TYPE 3 / TYPE 13 (UL 1703) or CLASS A (IEC 61730)			
Max. Series Fuse Rating	15 A			
Application Classification	Class A			
Power Tolerance	0 ~ + 5 W			

* Under Standard Test Conditions (STC) of irradiance of 1000 W/m², spectrum AM 1.5 and cell temperature of 25°C.

ELECTRICAL DATA | NOCT*

CS6K	260P-FG	265P-FG	270P-FG	275P-FG
Nominal Max. Power (Pmax)	189 W	192 W	196 W	199 W
Opt. Operating Voltage (Vmp)	27.7 V	27.9 V	28.1 V	28.3 V
Opt. Operating Current (Imp)	6.80 A	6.88 A	6.96 A	7.05 A
Open Circuit Voltage (Voc)	34.5 V	34.7 V	34.8 V	34.9 V
Short Circuit Current (Isc)	7.39 A	7.48 A	7.55 A	7.66 A

* Under Nominal Operating Cell Temperature (NOCT), irradiance of 800 W/m², spectrum AM 1.5, ambient temperature 20°C, wind speed 1 m/s.

PERFORMANCE AT LOW IRRADIANCE

Outstanding performance at low irradiance, average relative efficiency of 96.5 % from an irradiance of 1000 W/m² to 200 W/m² (AM 1.5, 25°C).

The specification and key features described in this datasheet may deviate slightly and are not guaranteed. Due to on-going innovation, research and product enhancement, Canadian Solar Inc. reserves the right to make any adjustment to the information described herein at any time without notice. Please always obtain the most recent version of the datasheet which shall be duly incorporated into the binding contract made by the parties governing all transactions related to the purchase and sale of the products described herein.

Caution: For professional use only. The installation and handling of PV modules requires professional skills and should only be performed by qualified professionals. Please read the safety and installation instructions before using the modules.

MECHANICAL DATA

Specification	Data
Cell Type	Poly-crystalline, 6 inch
Cell Arrangement	60 (6×10)
Dimensions	1658 × 992 × 5.8 mm (65.3 × 39.1 × 0.23 in) without J-Box and corner protector
(Incl. corner protector)	1662 × 996 × 8.5 mm (65.4 × 39.2 × 0.33 in) without J-Box
Weight	23 kg (50.7 lbs)
Front / Back Glass	2.5 mm heat strengthened glass
Frame	Frameless
J-Box	Split J-Box, IP67, 3 diodes
Cable	4 mm ² (IEC) or 4 mm ² & 12 AWG 1000 V (UL)
Cable Length	1000 mm (39.4 in), 500 mm (19.7 in) (+) and 350 mm (13.8 in) (-) is optional for portrait installation*
Connector	T4 (IEC/UL)
Per Pallet	30 pieces, 755 kg (1664.5 lbs)
Per container (40' HQ)	780 pieces

* The application of this short length cable can only be used in portrait installation (clamping mounting method) systems in which the distance between modules should be less than or equal to 50 mm. In the event the distance between the PV modules to be installed is more than 50 mm, please make sure to consult our technical team for evaluation and advice.

TEMPERATURE CHARACTERISTICS

Specification	Data
Temperature Coefficient (Pmax)	-0.41 % / °C
Temperature Coefficient (Voc)	-0.31 % / °C
Temperature Coefficient (Isc)	0.053 % / °C
Nominal Operating Cell Temperature	45±2 °C

PARTNER SECTION

